

EPHEDRA

Gres Porcellanato . Porcelain Stoneware
Grès Cérame . Feinsteinzeug

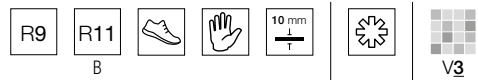
HONEY

NUT

IVORY

GREY

TECH INFO



SIZES

20x120
8"x48"



SURFACES


Naturale . Natural . Naturel . Natur
20x120 (Honey, Nut, Ivory, Grey)

Sabbiato . Sandy . Antidérapant . Rau
20x120 (Honey, Nut, Ivory, Grey)



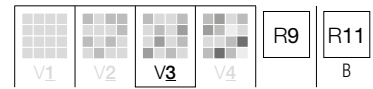


EPHEDRA IVORY 20x120 • 8"x48"
MOSAICO IVORY (36 PZ) 30,2x30,2 • 12"x12"



EPHEDRA HONEY 20x120 • 8"x48"

EPHEDRA



GRES PORCELLANATO . PORCELAIN STONEWARE . GRÈS CÉRAME . FEINSTEINZEUG
Naturale . Natural . Naturel . Natur • **Sabbiato** . Sandy . Antidérapant . Rau



HONEY

20x120 . 8"x48"	NATURALE	35,49	R9	10 mm
20x120 . 8"x48"	SABBIATO	37,04	R11 B	10 mm



NUT

20x120 . 8"x48"	NATURALE	35,49	R9	10 mm
20x120 . 8"x48"	SABBIATO	37,04	R11 B	10 mm




IVORY

20x120 . 8"x48"	NATURALE	35,49	R9	10 mm
20x120 . 8"x48"	SABBIATO	37,04	R11 B	10 mm



GREY

20x120 . 8"x48"	NATURALE	35,49	R9	10 mm
20x120 . 8"x48"	SABBIATO	37,04	R11 B	10 mm




Nei formati rettangolari si consiglia la posa sfalsata irregolare del prodotto onde evitare problemi di planarità.
 For the rectangular sizes is it advisable to stagger the product irregularly when laying it to avoid problems in flatness.
 Pour les formates rectangulaire nous vous conseillons d'adopter la pose irrégulière à joints décalés pour le produit a fin d'éviter tout problème de planéité.
 Für die Rechteckig Formate empfehlen wir die unregelmäßige versetzte Verlegung dieser Fliese, um Probleme mit der Ebenfächigkeit zu vermeiden.



EPHEDRA GREY 20x120 • 8"x48"

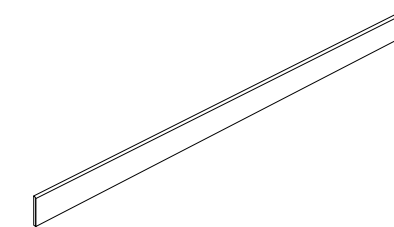
Decor - Decors - Decors - Dekore



MOSAICO 36 PZ (5x5) 
 30,2x30,2 . 12"x12"

HONEY	12,04
NUT	12,04
IVORY	12,04
GREY	12,04

Pezzi speciali - Trims - Pièces spéciales - Formstücke



BATTISCOPA 
 6,5x120 . 2"1/2"x48"

HONEY	15,43
NUT	15,43
IVORY	15,43
GREY	15,43